

RESEARCH
DEVELOPMENT
MANUFACTURING
GLOBAL SOLUTION

FEEL THE INNOVATION

TURKISH MANUFACTURER
FOR A HEALTHIER SMILE
WORLDWIDE

FROM TÜRKİYE
TO A HEALTHIER WORLD

PRECISION MANUFACTURING

QUALITY & SAFETY

INNOVATIVE R&D

GLOBAL SOLUTIONS



dentac®
feel the innovation



Contents

T-endo

Alpha | Endo Motor	1
T-Endo Must | Reciprocal Ni-Ti Root Canal File	2
T-Endo Mis | Rotary Ni-Ti Root Canal File	4
Proendo | Rotary Ni-Ti Root Canal File	6
Q-Flex	10
M2 Gold	14
One File Gold	16
ReFlex Blue	18
G3 Gold	20
K Files | H Files	22
Gutta Percha | Paper Points	23
Bioserra | Bioceramic root canal sealer	24
Sealart | Resin based root canal sealer	25
Fillart | Hydraulic temporary restorative material	26
Dental Dam	27

T-resto

	30
Vega X	32
Vega	34
Nova	36
Luna	37
Aura BI	38
Parion I Nano Hybrid Restorative Composite	39
Parion Flow | Flowable Restorative Composite	40
Myra | Micro Hybrid Restorative Composite	41
Triobond | Universal Bond -Micro Applicator	42
Easy Matrix 3.0 - Deep Margin	43
Easy Retainer Pro - Lite	44
EasyWedge - Strip Matrix - Transparent Matrix Tape	45
Impresil - Impression Tray	46
DentaClear Quick	47
Articulating Paper	

T-device

	49
	50
Sirius	51
Turquoise Sensor	
Turquoise 65	53

T-tool

	55
Automatic Crown Remover - Surgical Implant Set	

T-protective

GoggleFace \| Full Face Shield



Founded in 2018 under the motto “Feel the Innovation” **Dentac** is committed to providing professional and innovative services to dental practitioners. By meticulously analyzing industry needs, **Dentac** combines high performance products with quality to offer comprehensive solutions that dental professionals can trust in their treatment processes.

With an extensive service network, **Dentac** operates effectively across Turkey, doubling its market share in a short period and strengthening its presence nationwide. Today, **Dentac** continues to grow globally, serving in 22 countries around the world.

Backed by a strong team, robust infrastructure, and a corporate organizational structure, **Dentac** empowers dental practitioners to deliver successful treatment solutions. Additionally, by integrating industry experience with educational programs, **Dentac** aims to add value to the profession.

www.**dentac**.com





Our Mission

With our expertise in the dental sector, we design, manufacture, and provide top-tier services with high-tech products that align with our quality values. We strive to enhance our quality and service standards daily to deliver greater value to our customers.

Our Vision

We aim to be a continuously evolving company by thoroughly analyzing our customers' changing needs. Our goal is to strengthen our competitive edge globally by offering the most innovative solutions in the industry.



2018

The dentac brand was created under Öncü Dental.

2019

T-endo must Design work has been completed.

2020

Production Unit was established in Esenyurt location.

2021

In February, Turkey's first domestic composite fillings Parion, Myra and Pergamon started to be produced.

2021

In April, triobond, the 7th generation dental adhesive, was produced and put on sale.

2021

In May, the production of Easy Matrix and Easy Retainer began.

2021

In October, Turkey's first sterile file, T-endo mis, was put on sale.

2021

In December, the Proendo product went on sale.



2022

In February, Parion Flow fluid composite filler production started.

2022

In February, the Electronics R&D department was established with the aim of producing technological products with high added value.

2022

In September, the production of 80 Micron Articulation Paper started.

2022

In October, the production of 200 Micron Articulation Paper started.

2023

In July, the production of 100 Micron Articulation Paper started.

2023

In December, the production of 40 Micron Articulation Paper started.

2024

In May, the VEGA LED Polymerization Device was launched at IDEX and put on sale.

2025

In the current situation; within the factory, as of January With 45 personnel, a total of 321 different model products are produced in 30 main product groups.



Tendo®

www.dentac.com





Alpha

Endo Motor

“Always Ready for Endo with Alpha”

Designed for professionals seeking quality and reliability in dentistry, the Alpha Endo Motor delivers top-level performance in root canal treatments. With its innovative features and user-friendly design, Alpha facilitates your treatment processes while providing reassurance to your patients.



360 Rotatable Contra Head

2-in-1 Endo Motor

Root canal test alone; It can be shaped while measuring, two-in-one motor for root testing, precise fit, efficient preparation.

Brushless Motor Technology

Ensures smooth operation with low heat generation, low vibration, and low noise. This allows you to work with high performance without disturbing your patients.

360° Rotating Contra-Angle

The rotating head enhances accessibility and offers flexibility, allowing you to work comfortably at various angles and positions during treatment.

High Speed and Torque

Achieves effective results with a cordless 6:1 reduction ratio. Thanks to high-speed and torque settings, it ensures excellent control even in complex root canals.

Technical Specifications

Feature	Description
Torque	0.4 - 5.0 Ncm
Speed Range	100 rpm - 1200 rpm
Contra-Angle Reduction Ratio	6:1
Power	3.7V / 1500 mAh Li-ion Battery
Piston Motion	Adjustable angle
Dynamic Control	Effectively prevents file breakage
Battery Capacity	Large capacity for uninterrupted operation
Motor Type	Brushless motor
Rotating Head	360° rotational capability
Application Area	Root canal treatments

Why Choose Alpha Endo Motor?

The Alpha Endo Motor elevates your dental treatments to the next level with its advanced technology. Its ergonomic design and powerful performance provide comfort during prolonged use. Compliant with medical standards, it offers dental professionals a superior treatment experience.

Product Code	Product Name
DCAE-10	Alpha

T-endo®

T-endo Must

Reciprocal Ni-Ti Root Canal File

Multi Use Single Technique

T-endo must is a specially designed reciprocal Ni-Ti root canal file that simplifies root canal shaping procedures in dentistry. With its single-file system, it allows for both shaping and cleaning processes, providing significant time and cost advantages for dental practitioners.



Easy Shaping with a Single File:
T-endo Must offers the ability to shape the root canal easily with a single file system, simplifying complex procedures. Its user-friendly design ensures a fast and effective treatment process.

High Durability:
Provides 67% greater fracture resistance compared to competing reciprocating endodontic files. This feature enhances the safety of the practitioner's experience.

Sterile Blister Packaging:
The product comes in ready-to-use sterile blister packaging. No sterilization is required after opening the packaging for the first use, saving time and increasing patient safety.

TM-Wire Technology
Offering exceptional durability, T-endo must ensures a safe experience for dentists.

Time Savings:
The reciprocal system provides greater time savings compared to rotary systems. The high cutting efficiency of T-endo Must files allows for quicker completion of procedures.

Why Choose T-endo Must?

T-endo Must offers maximum shaping with a single file, saving time and delivering reliable results in root canal treatments. With its flexibility and durability, it provides precise shaping even in narrow and curved canals. Packaged in sterile blister packs and ready for immediate use, T-endo Must is the ideal choice for dentists seeking maximum efficiency with minimal dentin loss!

T-endo Must

must™ multi use single technique		21 mm	25 mm	31 mm
tg 13.04		DC203TG	DC303TG	DC403TG
m25 25.06		DC20325	DC30325	DC40325
m40 40.04		DC20340	DC30340	DC40340
m50 50.04		DC20350	DC30350	DC40350
must Assorted 4-file pack				
Assorted (1x tg, 1x m25, 1x m40, 1x m50)		DC203AST	DC303AST	DC403AST



Clinical Case Experiences and Physician Comments

"An 18-year-old female patient presented with pain due to irreversible pulpitis; root canal treatment was completed in a single visit using T-Endo Must 25 and 40 files. Canal obturation was performed using the single-cone and cold lateral compaction technique. After gaining access to the canal with a stainless steel hand file, I used reciprocal files and encountered no difficulty in reaching the apical region."



"With its flexible and durable structure, it is a system I can safely use even in narrow and curved canals; thanks to the properties of its Ni-Ti alloy, it also allows for multiple uses. Easy to use—T-Endo Must is my new favorite file system."

T-endo®

T-endo Mis

Rotational Ni-Ti Root Canal File



Sterile

Minimal Invasive

Rotation System

TM-Wire Technology

Minimal Invasive Shaping

The T-endo Mis file system maximizes shaping while minimizing pericervical dentin loss. These files meticulously follow the natural canal anatomy, providing a safer and more fracture-resistant experience during procedures.

Maximum Shaping with Minimal Dentin Loss

The T-endo mis files are engineered to provide superior shaping capabilities while preserving the integrity of pericervical dentin. This approach enhances safety and reduces the risk of complications.

Enhanced Flexibility

Thanks to TM-Wire thermal processing technology, these files maintain cutting efficiency while providing flexibility even in the most curved root canals. This feature ensures consistent performance during delicate procedures.

Sterile Blister Packaging

The product comes in ready-to-use sterile blister packaging, offering ideal protection for both practitioners and patients. The packaging requires no additional sterilization, allowing for immediate use.

T-endo Mis

T-endo mis
minimal invasive shaping

			16 mm	21 mm	25 mm	31 mm
Orificer	25.09		DC314OR			
Glider	15.04			DC21415	DC31415	DC41415
Shaper	20.05			DC21420	DC31420	DC41420
Finisher	25.04			DC21425	DC31425	DC41425
FinisherS	30.04			DC21430	DC31430	DC41430
FinisherM	35.04			DC21435	DC31435	DC41435
FinisherL	40.04			DC21440	DC31440	DC41440
mis+	25.06			DC21425+	DC31425+	DC41425+

mis Assorted 4-file pack

Assorted S (25.09, 15.04, 20.05, 25.04)	DC21401	DC31401	DC41401
Assorted L (25.09, 30.04, 35.04, 40.04)	DC21411	DC31411	DC41411
Assorted+ (25.09, 15.04, 20.05, 25.06)	DC21401+	DC31401+	DC41401+

Cases Using T-endo Mis

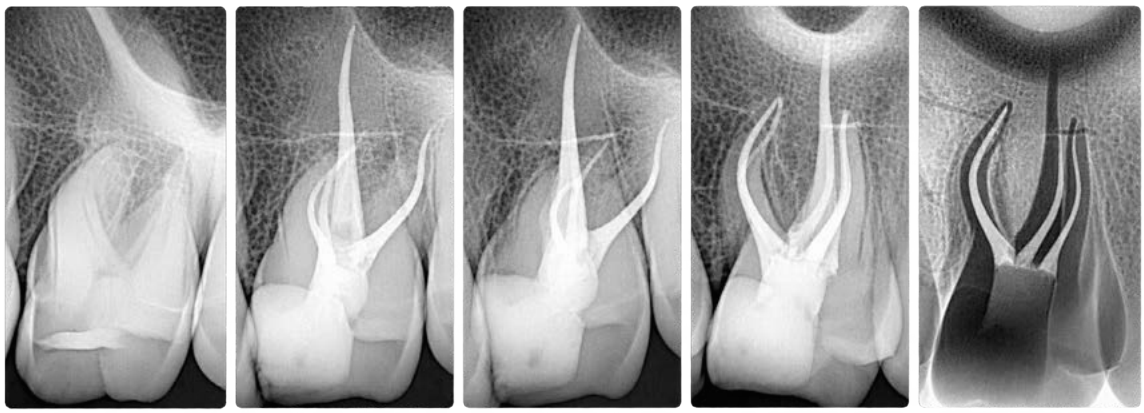

Tendo®

Pro endo Gold

Rotary Ni-Ti Root Canal File

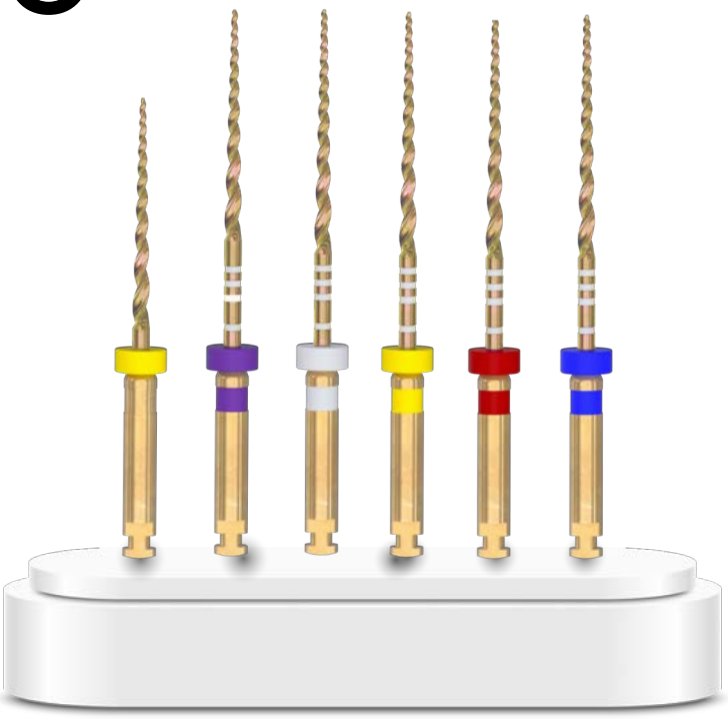

"Good Flexibility & Controlled Shape Memory"

Proendo Gold, developed with TM-Wire heat treatment technology, features a universal 6-file system that ensures high fracture resistance. With superior cutting efficiency and progressive tapered design, it delivers outstanding performance, providing a reliable solution for root canal treatments. The product is packaged in a sterile blister for your and your patients' safety, ready for use without any need for sterilization.

Superior Flexibility:
Proendo Gold adapts perfectly to every canal shape, offering a seamless shaping and finishing process in root canal treatments.

High Fracture Resistance
Thanks to TM-Wire heat treatment technology, Proendo Gold files exhibit exceptional durability against fractures, ensuring safe treatment.

Progressive Tapered Design
Proendo Gold's progressive tapered design optimizes cutting efficiency, enabling smooth, precise, and controlled root canal shaping while preserving the natural canal anatomy.

Complete Solution
Featuring a complete 6-file system with shaping and finishing instruments, Proendo Gold provides a reliable and efficient solution for root canal preparation, combining enhanced flexibility with Gold heat treatment technology.

Sterile Packaging
Proendo Gold files are presented in sterile packaging, ready for immediate use.

Rotary System
Its rotary system allows for more controlled movement within the canal, enhancing cutting efficiency and yielding reliable results.

Pro endo Gold

Pro endo GOLD		19 mm	21 mm	25 mm	31 mm
PSX		DC39419			
18.02			DC29418-02	DC39418-02	DC49418-02
20.04			DC29420-04	DC39420-04	DC49420-04
20.07			DC29420-07	DC39420-07	DC49420-07
25.08			DC29425-08	DC39425-08	DC49425-08
30.09			DC29430-09	DC39430-09	DC49430-09
Proendo Assorted 6-file pack					
Assorted			DC29417-AST	DC39417-AST	DC49417-AST

Cases Using Proendo Gold

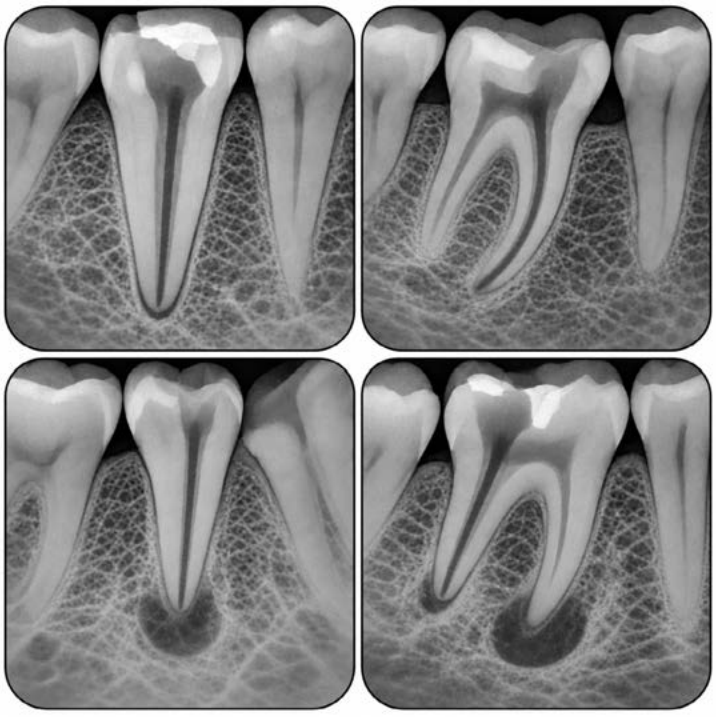

Tendo®

Pro endo Blue

Rotary Ni-Ti Root Canal File

"Exceptional Flexibility from Start to Finish"



Proendo Blue, developed with TM-Wire heat treatment technology, features a universal 6-file system that ensures high fracture resistance. With superior cutting efficiency and progressive tapered design, it delivers outstanding performance, providing a reliable solution for root canal treatments. The product is packaged in a sterile blister for your and your patients' safety, ready for use without any need for sterilization.

Superior Flexibility:
Proendo Blue adapts perfectly to every canal shape, offering a seamless shaping and finishing process in root canal treatments.

High Fracture Resistance
Thanks to TM-Wire heat treatment technology, Proendo Blue files exhibit exceptional durability against fractures, ensuring safe treatment.

Progressive Tapered Design
The design of Proendo Blue maximizes cutting efficiency while shaping root canals with precision and effectiveness.

Complete Solution
The design of Proendo Blue maximizes cutting efficiency while shaping root canals with precision and effectiveness.

Sterile Packaging
Proendo Blue files are presented in sterile packaging, ready for immediate use.

Rotary System
Its rotary system allows for more controlled movement within the canal, enhancing cutting efficiency and yielding reliable results.

Pro endo Blue

Pro endo BLUE		19 mm	21 mm	25 mm	31 mm
PSX		DC36419			
18.02			DC26418-02	DC36418-02	DC46418-02
20.04			DC26420-04	DC36420-04	DC46420-04
20.07			DC26420-07	DC36420-07	DC46420-07
25.08			DC26425-08	DC36425-08	DC46425-08
30.09			DC26430-09	DC36430-09	DC46430-09
Proendo Assorted 6-file pack **Assorted**			DC26417-AST	DC36417*AST	DC46417-AST



Tendo®

Q-Flex 4 Gold

Rotary Ni-Ti Canal File



"Gold Flexibility, Controlled Shaping"

Developed with a fixed .04 taper design and TM-Wire heat-treatment technology, Gold Ni-Ti files are designed for the controlled preparation of root canals. Their flexible structure facilitates adaptation to the anatomy of curved canals while maintaining cutting efficiency. The characteristic gold color, resulting from the specialized heat-treatment process, complements the product's appearance.

TM-Wire Technology

The special heat treatment applied to the Ni-Ti alloy combines flexibility and cutting efficiency, delivering consistent performance during canal preparation.

Fixed .04 Taper

Constant taper throughout the working section helps shape the root canal in a regular and controlled manner.

High Flexibility

The flexible Ni-Ti structure helps the instrument conform to the natural path of the root canal, especially in curved canals.

Efficient Cutting Performance

Thanks to TM-Wire technology, it ensures effective shaping while maintaining its flexibility in curved canals.

Gold Structure

The characteristic Gold surface color, achieved through a special heat treatment, creates the distinctive appearance of the files.

Q-Flex 4 Gold

Q-Flex 4 Gold	19 mm	21 mm	25 mm	31 mm
QSX	DCQ81919			
10.04		DCQ42110	DCQ42510	DCQ43110
15.04		DCQ42115	DCQ42515	DCQ43115
20.04		DCQ42120	DCQ42520	DCQ43120
25.04		DCQ42125	DCQ42525	DCQ43125
30.04		DCQ42130	DCQ42530	DCQ43130
35.04		DCQ42135	DCQ42535	DCQ43135
40.04		DCQ42140	DCQ42540	DCQ43140
50.04		DCQ42150	DCQ42550	DCQ43150



Tendo®

Q-Flex 6 Gold

Rotary Ni-Ti Canal File



“Gold Flexibility, Controlled Shaping”

Developed with a fixed .06 taper design and TM-Wire heat-treatment technology, Gold Ni-Ti files are designed for the controlled preparation of root canals. Their flexible structure facilitates adaptation to the anatomy of curved canals while maintaining cutting efficiency. The characteristic gold color, resulting from the specialized heat-treatment process, complements the product’s appearance.

TM-Wire Technology
The special heat treatment applied to the Ni-Ti alloy combines flexibility and cutting efficiency, delivering consistent performance during canal preparation.

Fixed .06 Taper
Constant taper throughout the working section helps shape the root canal in a regular and controlled manner.

High Flexibility
The flexible Ni-Ti structure helps the instrument conform to the natural path of the root canal, especially in curved canals.

Efficient Cutting Performance
Thanks to TM-Wire technology, it ensures effective shaping while maintaining its flexibility in curved canals.

Gold Structure
The characteristic Gold surface color, achieved through a special heat treatment, creates the distinctive appearance of the files.

Q-Flex 6 Gold

Q-Flex 6 Gold		19 mm	21 mm	25 mm	31 mm
QSX		DCQ81919			
10.06			DCQ62110	DCQ62510	DCQ63110
15.06			DCQ62115	DCQ62515	DCQ63115
20.06			DCQ62120	DCQ62520	DCQ63120
25.06			DCQ62125	DCQ62525	DCQ63125
30.06			DCQ62130	DCQ62530	DCQ63130
35.06			DCQ62135	DCQ62535	DCQ63135
40.06			DCQ62140	DCQ62540	DCQ63140
50.06			DCQ62150	DCQ62550	DCQ63150



Tendo®

M2 Gold

Rotational Ni-Ti Root Canal File



“Controlled Shaping with Two Files”

With its two-file system operating via continuous rotary motion, M2 Gold offers a simple and easy-to-follow workflow for root canal preparation. The 25/.04 and 25/.06 files enable the gradual shaping of the canal. TM-Wire heat-treatment technology and a specialized cross-sectional design enhance flexibility, cutting efficiency, and debris removal.

Two-File System:
The system, consisting of two shaping files, offers a simple and straightforward usage sequence for canal preparation.

TM-Wire Technology:
The specially heat-treated Ni-Ti structure supports flexibility and consistent cutting performance in curved root canals.

Resistance to Cyclical Fatigue:
Heat treatment technology enhances resistance to repeated bending loads.

Efficient Cutting and Debris Removal:
The special cross-sectional geometry assists in shaping the canal and removing dentin chips generated during the procedure.

Two Different Taper Angles:
The 25/.04 and 25/.06 options enable progressive canal preparation with different tapers for the same tip diameter.

Continuous Rotation:
Operating with a continuous rotational motion, the system supports controlled shaping along the canal.

M2 Gold

M2 Gold		21 mm	25 mm	31 mm
25.04		DCM42125	DCM42525	DCM43125
25.06		DCM62125	DCM62525	DCM63125
M2 Gold Assorted 4-file pack				
Assorted		DCMG2101	DCMG2501	DCMG3101



Tendo®

One File Gold

Rotary Ni-Ti Canal File

“Practical Shaping with a Single File”

One File Gold minimizes file changes and simplifies the procedural sequence by enabling root canal preparation with a single shaping file. Its 25/.06 design and continuous rotation motion facilitate controlled canal preparation. TM-Wire heat-treatment technology imparts flexibility to the Ni-Ti alloy, helping to maintain cutting efficiency in curved root canals.



Single-File Shaping:
Using a single shaping file after preparing the coronal canal reduces the need to change files during the procedure.

TM-Wire Technology:
The specially heat-treated Ni-Ti structure combines flexibility and cutting efficiency, delivering consistent working performance.

File Design:
The ISO 25 tip size and .06 taper are designed for the controlled enlargement and shaping of the canal.

Adaptation to Canal Anatomy:
Its flexible structure facilitates conformity to the natural path of curved root canals.

Continuous Rotation:
Operating with a continuous rotary motion, the system offers a simple and easy-to-follow forming process.

One File Gold

One File Gold		21 mm	25 mm	31 mm
25.06		DCO62125	DCO62525	DCO63125



Tendo®

ReFlex Blue

Rotary Ni-Ti Canal File



“Flexibility Adapting to the Natural Form of the Canal”

ReFlex Blue is designed for the controlled preparation of curved root canals, featuring a flexible Ni-Ti structure. TM-Wire heat-treatment technology enhances both adaptability to canal anatomy and cutting efficiency. Its low tendency for shape memory (rebound) helps preserve the natural trajectory of the canal during shaping.

TM-Wire Technology:
The specially heat-treated Ni-Ti structure supports flexibility and consistent cutting performance in curved canals.

High Flexibility:
Its flexible structure facilitates the file’s ability to follow canal curvatures and adapt to different canal anatomies.

Low Springback:
The file’s low tendency to return to its straight shape facilitates controlled operation in curved canals.

Preservation of the Natural Canal Form:
Its structure, which facilitates the balanced preparation of canal walls, supports the preservation of the canal’s natural path during shaping.

Different Diameters and Tapers:
The 20/.10, 15/.03, 20/.04, 25/.04, and 25/.06 options offer a selection of files suitable for different stages of canal preparation.

ReFlex Blue

ReFlex Blue		19 mm	21 mm	25 mm	31 mm
20.10		DC0T2920			
15.03			DCT32115	DCT32515	DCT33115
20.04			DCT42120	DCT42520	DCT43120
25.04			DCT32125	DCT32525	DCT33125
25.06			DCT62125	DCT62525	DCT63125

ReFlex Blue Assorted 5-file pack			
Assorted	DC0T2101	DC0T2501	DC0T3101



Tendo®

G3 Gold

Rotary Ni-Ti Canal File



“Gradual Preparation, Controlled Shaping”

G3 Gold is a rotary system that enables the step-by-step preparation of root canals using files of various diameters and tapers. TM-Wire heat-treatment technology imparts flexibility to the Ni-Ti structure, enhancing cutting efficiency in curved canals. Its design facilitates debris removal, ensuring effective performance during the shaping process.

TM-Wire Technology

The specially heat-treated Ni-Ti structure combines flexibility and cutting efficiency, delivering consistent working performance.

Stepwise Canal Preparation

The system, comprising various diameters and tapers, enables canal preparation to proceed in a controlled manner using files that complement one another.

Effective Debris Removal

The file design facilitates the removal of dentin chips generated during shaping from the canal.

Adaptability to Curved Canals

The flexible Ni-Ti structure helps follow canal curvatures and adapt to the canal anatomy.

Wide Range of Diameters and Taper Options

The 20/.10, 16/.02, 19/.02, 20/.04, 25/.06, and 35/.04 options offer a selection of files suitable for different stages of canal preparation.

G3 Gold

G3 Gold		19 mm	21 mm	25 mm	31 mm
20.10		DCGG2501			
16.02			DCG22116	DCG22516	DCG23116
19.02			DCG22119	DCG22519	DCG23119
20.04			DCG42120	DCG42520	DCG43120
25.06			DCG62125	DCG62525	DCG63125
35.04			DCG42135	DCG42535	DCG43135
G3 Gold Assorted 6-file pack					
Assorted			DCGG2101	DCGG2501	DCGG3101

Cases Using G3 Gold

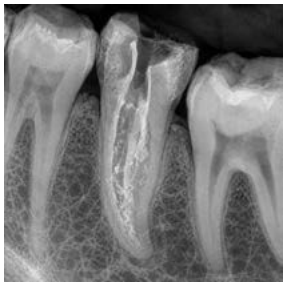





Tendo®

K-Files - H-Files

High Flexibility: K and H Files adapt easily to curved root canals, ensuring safe and efficient treatment.

Ease of Use in Narrow Canals: They move effortlessly even in the narrowest canals, speeding up the treatment process.

ISO Numbering: All files are marked with an ISO number for easy identification and standardization, with six files per set.



K-Files

	21 mm	25 mm	31 mm
15.40	DC2921-01	DC2925-01	DC2931-01
45.80	DC2921-02	DC2925-02	DC2931-02
06	DC2921-06	DC2925-06	DC2931-06
08	DC2921-08	DC2925-08	DC2931-08
10	DC2921-10	DC2925-10	DC2931-10
15	DC2921-15	DC2925-15	DC2931-15
20	DC2921-20	DC2925-20	DC2931-20
25	DC2921-25	DC2925-25	DC2931-25
30	DC2921-30	DC2925-30	DC2931-30
35	DC2921-35	DC2925-35	DC2931-35
40	DC2921-40	DC2925-40	DC2931-40
50	DC2921-50	DC2925-50	DC2931-50
60	DC2921-60	DC2925-60	DC2931-60
70	DC2921-70	DC2925-70	DC2931-70
80	DC2921-80	DC2925-80	DC2931-80

H-Files

	21 mm	25 mm	31 mm
15.40	DC2821-01	DC2825-01	DC2831-01
45.80	DC2821-02	DC2825-02	DC2831-02
06	DC2821-06	DC2825-06	DC2831-06
08	DC2821-08	DC2825-08	DC2831-08
10	DC2821-10	DC2825-10	DC2831-10
15	DC2821-15	DC2825-15	DC2831-15
20	DC2821-20	DC2825-20	DC2831-20
25	DC2821-25	DC2825-25	DC2831-25
30	DC2821-30	DC2825-30	DC2831-30
35	DC2821-35	DC2825-35	DC2831-35
40	DC2821-40	DC2825-40	DC2831-40
50	DC2821-50	DC2825-50	DC2831-50
60	DC2821-60	DC2825-60	DC2831-60
70	DC2821-70	DC2825-70	DC2831-70
80	DC2821-80	DC2825-80	DC2831-80

Gutta Percha

- **Radiopaque Properties:** Gutta Percha features radiopaque lines, facilitating easy visualization during imaging procedures.
- **High Stability:** Made from saturated and highly stable materials, it offers long-lasting durability.
- **Taper Angle Options:** T-endo gutta perchas are designed with taper angles of 0.2, 0.04, and 0.06, providing options to meet various needs.
- **Easy Access Packaging:** The product is available in convenient packages containing either 60 or 120 pieces, ensuring ease of use.

	0.2 Tapered	0.4 Tapered	0.6 Tapered
AST 15-40	DC11174	DC11142	DC11143
AST 45-80	DC11162	DC11172	DC11173
15			DC11156
20	DC11157	DC11130	DC11131
25	DC11158	DCGMIS-25	DCGMUST-25/DCGMIS+-25
30	DC11159	DCGMIS-30	DC11135
35	DC11160	DCGMIS-35	DC11137
40	DC11161	DCGMIS-40/DCGMUST-40	DCGPF4
50		DCGMUST-50	DC11151
60		DC11148	DC11149



Paper Points

- **Taper Angle Options:** Available in three different taper angles (0.2, 0.4, and 0.6), providing versatility to meet various clinical needs.
- **Convenient Packaging:** Each pack contains either 60 or 120 paper points, allowing for easy access and efficient use during procedures.

	0.2 Tapered	0.4 Tapered	0.6 Tapered
AST 15-40	DC11175		
AST 45-80	DC11169		
15	DC11163		
20	DC11164	DC11120	DC11121
25	DC11165	DCPMIS-25	DCPMUST-25/DCPMIS+-25
30	DC11166	DCPMIS-30	DC11125
35	DC11167	DCPMIS-35	DC11127
40	DC11168	DCPMIS-40/DCPMUST-40	DCPPF4
50		DCPMUST-50	DC11147
60		DC11152	DC11153

Steril



T endo®

Bioserra

Bioceramic Root Canal Filling



3.5 Hours Freeze Time | 12 pH | 8mm Radiopacity | 23mm Fluidity | Biocompatible

"High Flowability, Easy Application"

Bioserra provides an effective solution for root canal treatment with its calcium silicate component. This bioceramic filling material significantly contributes to healing by absorbing moisture from the surrounding tissues. It also induces a certain degree of crystallization of calcium hydroxide ($Ca(OH)_2$), resulting in the formation of CAH (Calcium Aluminate Hydrate) and CSH (Calcium Silicate Hydrate) gels.



- **Antimicrobial Effect:** The bioceramic filling offers effective protection against microorganisms.
- **High Biocompatibility:** It presents a structure compatible with body tissues, supporting the healing process.
- **Non-Toxic:** With high cell viability, it does not have toxic effects.

Bioserra is a flowable paste that can be easily applied to the root canal using a single-use tip and a densifying agent. Each package contains a 2g syringe and 10 single-use tips.
Bioserra is an ideal choice for dentists seeking a reliable and effective filling solution.

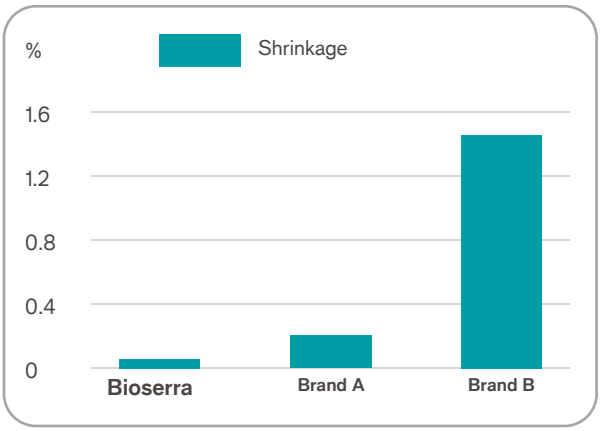

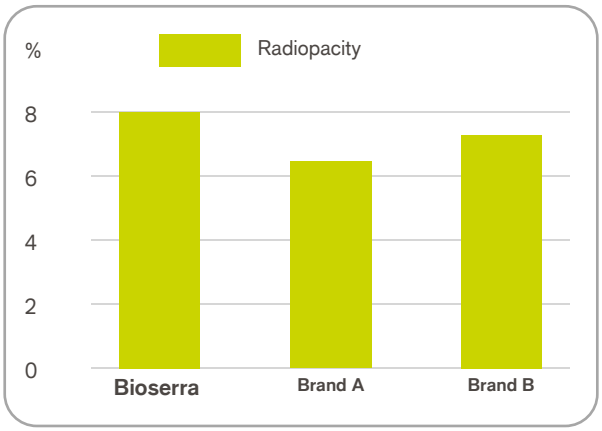

Product Code	Product Name
DC11113	Bioserra

Sealart

Resin-Based Root Canal Filling Paste

Biocompatible · Radiopacity · Non-Staining · Stability

“Permanent Root Canal Filling”

Sealart is an epoxy resin-based root canal filling material in a paste form, designed for reliable and long-lasting sealing. It offers superior leakage resistance, approved biocompatibility, and stable physical and chemical properties.



- **Easy Mixing:** The dual-syringe system facilitates straightforward mixing, ensuring a consistent application.
- **Exceptional Biocompatibility:** Sealart supports the healing process with its high compatibility with body tissues.
- **Radiopacity:** This feature allows for easy visualization during follow-up examinations.
- **Versatile Use:** Suitable for all root canal techniques, including fundamental and contemporary methods.

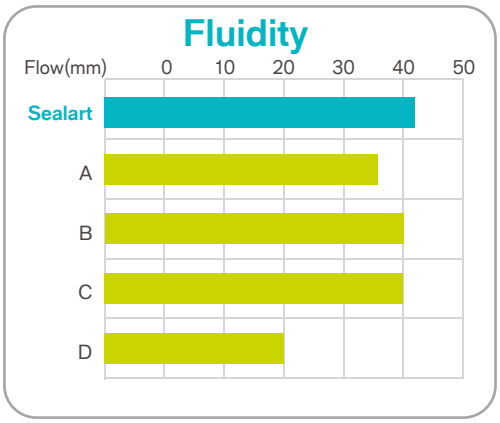

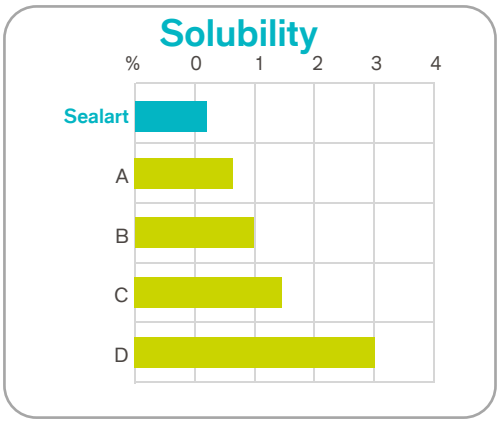

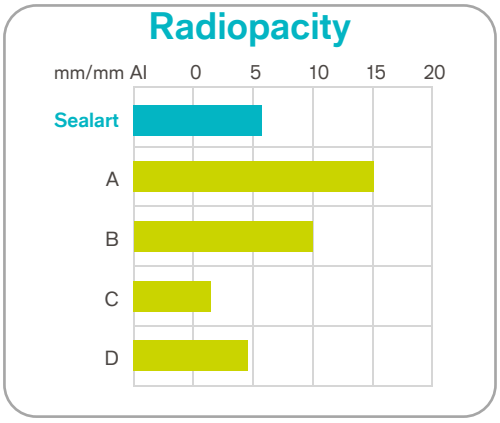

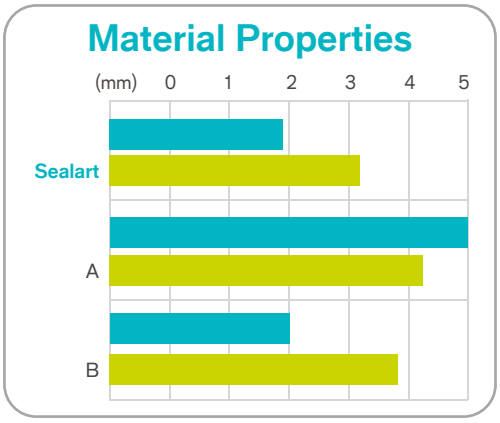

Product Code	Product Name
DC11112	Sealart

Tendo®

Fillart

Temporary Restorative Filling Material



"Excellent Stability for Cavities"

Fillart is an exceptional temporary restorative filling material designed for optimal performance in cavity restorations. Its unique formulation ensures remarkable stability and effectiveness.

Key Features

- **Easy Application:** Can be effortlessly applied using hand instruments, making it user-friendly for dental professionals.
- **Rapid Polymerization:** Cures quickly even in moist environments, allowing for efficient workflow.
- **Improved Filling:** Expands slightly to ensure better adaptation and sealing within the cavity.
- **Generous Quantity:** Available in a 40-gram package, providing ample material for multiple applications.

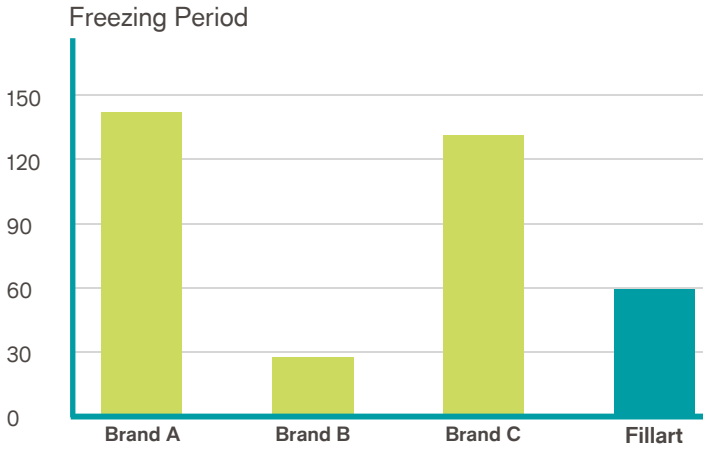

Product Code	Product Name
DC11114	Fillart

Dental Dam



“Optimal Isolation with Easy Application”

Dental Dam is designed to provide excellent usability and maximum isolation during dental procedures. Its unique structure ensures effective barrier protection while being flexible and durable.

Key Features

- **Flexible and Durable:** Engineered for resilience, allowing it to adapt easily to various procedures without compromising effectiveness.
- **Variety of Thickness Options:** Available in different thicknesses to suit specific clinical needs and preferences.
- **Easy Application:** Simplifies the process of achieving isolation, making it an essential tool for any dental practice.
- **Powder-Free:** Ensures cleanliness and reduces the risk of contamination during use.

Choose Dental Dam for a reliable solution that enhances patient comfort and procedural efficiency in your dental practice.

Product Code	Product Name
DC621	Blue Medium-Plain
DC622	Blue Heavy-Plain
DC623	Black Medium-Mint
DC624	Silk Blue Medium-Mint

Tresto®

www.dentac.com



resto®

Vega X

LED Polymerization Device

“Wider Light Area, Controlled Polymerization”

VEGA X combines VEGA’s advanced light-curing technology with a 10 mm lens diameter. While LSC (Light Stability Control) technology ensures consistent light output throughout the procedure, the expanded lens diameter offers a wider application area. Its durable aluminum body and ergonomic design make it well-suited for daily clinical use.



7 Operating Modes: It offers options suited to various application needs with Standard, Soft Start, Active Soft Start, Pulse Delay, Ortho, Personalized, and Library modes.

LSC Technology: Light Stability Control supports consistent light output during curing.

10 mm Lens Diameter: The lens diameter of 8 mm in the VEGA has been increased to 10 mm in the VEGA X, resulting in a wider light application area.

Broad-Spectrum Curing: It adapts to various curing needs with a wavelength range of 385–515 nm and a light intensity of 800–3000 mW/cm².

Durable Body: It offers a durable structure for clinical use, featuring an AL7070 aluminum body and IP65 water and dust protection.

Wireless Charging and Ergonomic Use: It offers practical use with its 2040 mAh rechargeable battery, wireless charging capability, motion sensor, and ambidextrous design.

Standard Mode

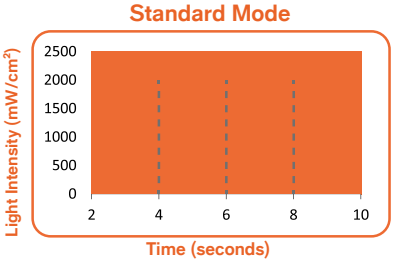

Soft Start Mode

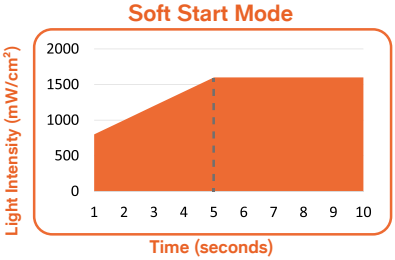

Active Soft Start Mode

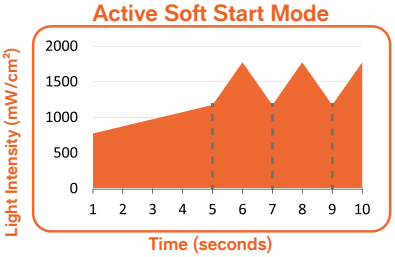

Pulse Delay Mode

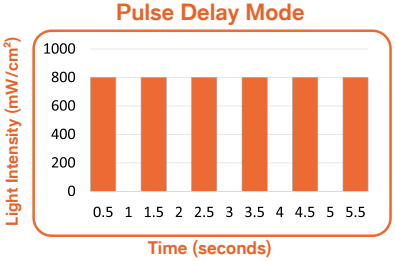

Ortho Mode

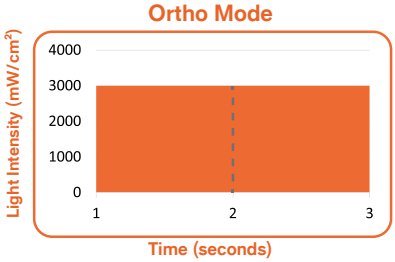

Light Intensity Curing WaveLengths

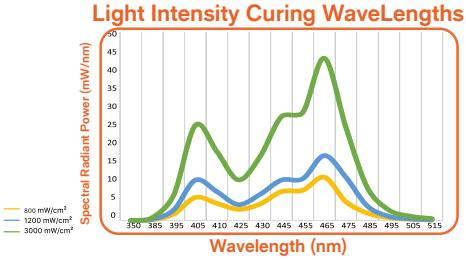

Vega X

Why VEGA X?

VEGA X combines consistent light output with a 10 mm lens diameter. Its various operating modes, ergonomic grip, and wireless charging capability offer convenience in the clinical workflow, while the expanded lens diameter allows for the illumination of a wider area.

Product Code	Color
DCVG1010BK	BLACK





resto®

Vega

LED Polymerization Device

“Precision in Every Curing Cycle”

VEGA is designed for restorative dentistry, where control of light delivery matters at every step. Its LSC (Light Stability Control) technology maintains consistent light output throughout the curing cycle, while seven curing modes allow clinicians to select the exposure protocol best suited to each procedure. The ergonomic handpiece supports precise positioning over the restoration, and wireless charging integrates seamlessly into the clinical workflow.



7 Working Modes: Standard Mode, Soft Start Mode, Active Soft Start, Pulse Delay, Ortho, Personalized and the unique Library Mode.

Durable Design: IP65 certified for water and dust resistance; impact-resistant AL7070 aluminum body.

Wide Spectrum Curing: Cures effectively within 385-515 nm.

Powerful Battery: Rechargeable 2040 mAh battery; operates between 800-3000 mW/cm² for versatile applications.

User-Friendly: Wireless charging, motion sensor for safety, and .

Product Video
Watch Here

Standard Mode

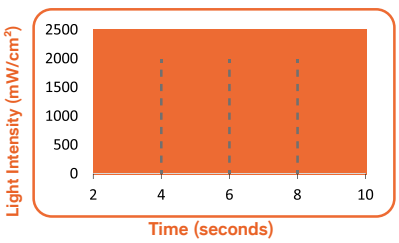

Soft Start Mode

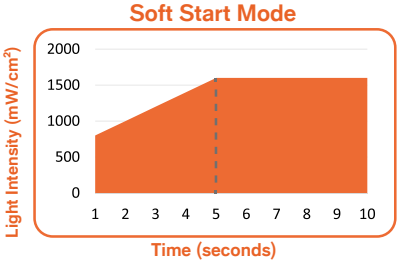

Active Soft Start Mode

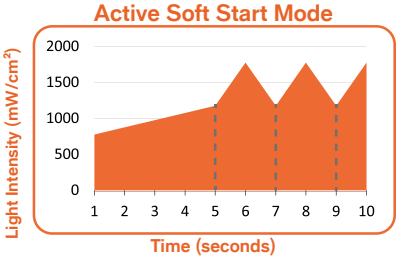

Pulse Delay Mode

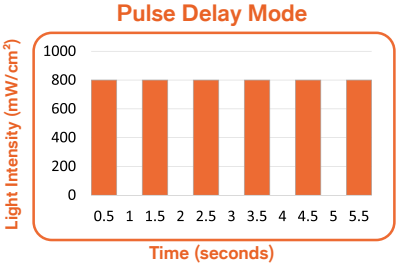

Ortho Mode

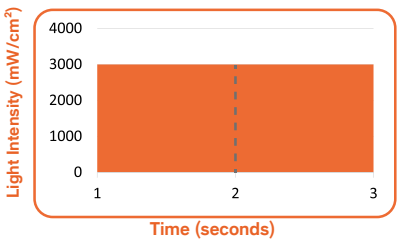

Light Intensity Curing WaveLengths

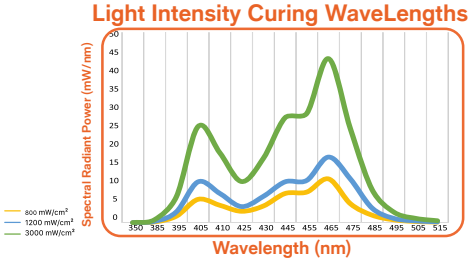

Vega

Discover Vega, with its advanced technology and exceptional for reliable restorations and dental care.



Why VEGA?

Vega LED Curing Light delivers powerful and consistent light output for optimal polymerization in every dental procedure. It's features an aluminum body with IP65-rated protection against dust and water. Its ergonomic grip supports precise positioning over the restoration, while multiple curing modes allow clinicians to select the exposure protocol for each procedure. LSC (Light Stability Control) maintains consistent light output throughout the curing cycle. It's the perfect solution for dentists who seek precision and reliability in every restoration!

Product Code	Color
DCVG1000BK	BLACK
DCVG1000BL	BLUE
DCVG1000FS	FUCHSIA
DCVG1000MN	MINK
DCVG1000RD	RED
DCVG1000DR	DUSTY ROSE



resto®

Nova

LED Polymerization Device

Advanced Light-Curing Technology for Superior Clinical Performance

Nova is an advanced LED light-curing device designed to provide reliable and consistent polymerization across a wide range of dental applications.

Powered by LSC (Light Stability Control) technology for stable performance, along with a smart cooling system and ergonomic design, it ensures safe, efficient, and effortless use in every clinical procedure.



9 Operating Modes: Standard Mode, Soft-Start Mode, Active Soft-Start Mode, Pulse-Delay Mode, High Mode, Super Mode, Ortho Mode, SuperX Mode, OrthoX Mode

Wide Spectrum Curing: Operating within the 380-515 nm wavelength range, Nova ensures effective and homogeneous polymerization across all dental materials. Its multi-peak LED structure (405nm, 440nm and 460nm) enables optimal curing performance for different material compositions.

Suitable for All Clinical Applications: With light intensity up to 3200 mW/cm² and a broad wavelength range, Nova is suitable for both restorative and orthodontic procedures.

LSC (Light Stability Control) Technology: Maintains consistent light output even at low battery levels, ensuring reliable and stable performance with every use.

LCS (Light Cooling System) Technology: Regulates heat generated by high light intensity. Especially in orthodontic modes, it applies intermittent low-intensity light to ensure controlled and cooled curing.

360° Rotating Head: Provides easy access to all areas of the upper and lower jaw.

Wide Lens for Efficient Curing: The 10 mm lens diameter enables fast and homogeneous curing over wider surface areas.

Removable Battery for Continuous Use: Provides long-lasting use with a 1500 mAh Li-Ion battery; its removable design allows for uninterrupted operation with the use of a spare battery.

Nova



RED WHITE BLACK

Why Choose the NOVA LED Polymerization Device?

The NOVA LED Polymerization Device offers reliable and effective polymerization compatible with dental materials of varying compositions thanks to its broad-spectrum LED technology. Its lightweight and ergonomic de It's features an aluminum body sign ensures comfort during extended use, while its user-friendly design simplifies clinical workflows.
It provides stable light output with its advanced LSC (Light Stability Control) technology, and ensures controlled and safe curing thanks to its LCS (Light Cooling System) feature.
With its 360° rotating head and multiple operating modes, NOVA adapts to different treatment needs and is an ideal solution offering both performance and accessibility.

Product Code	Color
DCNV1000R	RED
DCNV1000W	WHITE
DCNV1000BK	BLACK





Light Intensity Curing WaveLengths

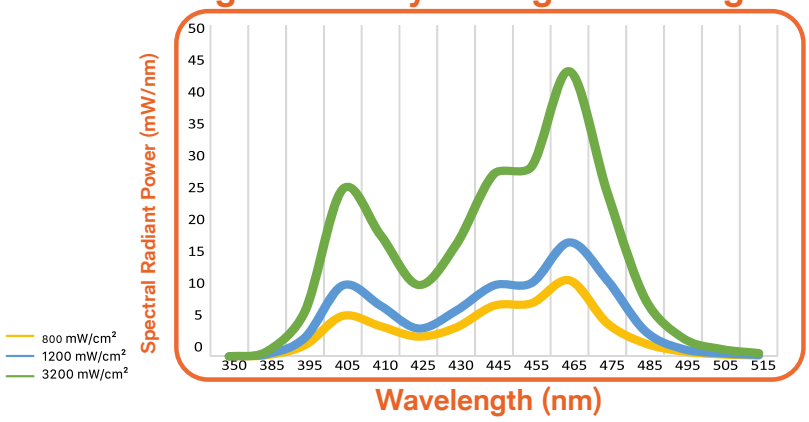

Luna

Coming Soon



Aura BI

Coming Soon



resto®

Parion

Nano Hybrid Technology



Flawless Smiles, Superior Style

Parion is a nano-hybrid restorative composite designed to deliver exceptional aesthetics and durability for both anterior and posterior restorations.

Color Stability: Resistant to discoloration, ensuring lasting beauty.

Quick and Easy Polishing: Streamlined application process for efficient results.

Nano Hybrid Technology: Combines strength and a natural appearance for optimal performance.

Versatile Use: Suitable for both direct and indirect restorations.

Wide Color Range: Available in 10 shades compatible with the Vita scale (A1, A2, A3, A3.5, A4, B1, B2, C1, C2, UD).

User-Friendly Manipulation: Easy to handle in both anterior and posterior regions.



Product Code	Product Name
DC721	Parion
DC721-1	Parion Inrto Kit

Parion Flow

Flowable Restorative Composite

“Brightening Smiles with Our Craft”

- Suitable for a wide range of indications, easy to handle and apply.
- Its consistency and ease of application support long-term treatment success.
- Compatible with all bonding techniques.
- Available in 2x2 g syringes.
- Available in 3 shades compatible with the Vita scale: A1, A2, A3.



Product Code	Product Name
DC741	Parion Flow

resto®

Myra

Micro-Hybrid Restorative Composite



"Leave a Professional Mark on Every Smile"

Myra is a high-performance micro-hybrid restorative composite designed for both anterior and posterior restorations, offering exceptional durability and ease of application. With advanced micro-hybrid technology, Myra ensures long-lasting results for all restorative treatments.

Key Features

- **Micro-Hybrid Technology:** Ensures superior aesthetics and durability.
- **Anterior & Posterior Application:** Suitable for all regions of the mouth.
- **Easy Application:** Simplifies the restoration process.
- **High Filling Rate:** Provides greater density and stability.
- **Micro Hardness:** Ensures durability and resistance to wear.
- **Direct and Indirect Restorations:** Versatile for various procedures.
- **10 Shade Options:** Compatible with Vita shade scale.
- **(A1, A2, A3, A3.5, A4, B1, B2, C1, C2, UD).**



Product Code	Product Name
DC702	Myra
DC702-1	Myra Intro Kit

Triobond

Universal Bond



"Discover the Power of Bonding"

- Single-Step Application
- Universal Bonding Agent
- High Biocompatibility
- Suitable for Both Dry & Wet Surfaces
- Precision Drop Dispensing Bottle Design
- Excellent Penetration

Triobond Universal Bond offers superior bonding performance with easy application, ensuring long-lasting and reliable results for various dental procedures.

Powerful Compatible Strong Approved

Product Code	Product Name
DC705	Triobond

Micro Applicator

Bond Application Brush

"Precision in Every Application"

Micro applicators are specially designed for the precise application of materials such as cement, silane, softeners, and hemostatic solutions, particularly in composite bonding procedures.

- Easy to Use
- Universal Application
- Ergonomic Design
- Available in Various Tip Sizes for Different Uses and Surfaces
- Pack of 100 Micro Applicators



Product Code	Product Name
DC901T	Micro Applicator Green
DC902T	Micro Applicator Blue

resto®

Easy Matrix 3.0

"Advanced Solution for Subgingival Restorations"

Easy Matrix 3.0 is a cutting-edge dental isolation matrix system designed for molar and premolar teeth, offering two height options for optimal performance.



- **Perfect Fit:** 0.040mm thickness ensures exceptional adaptability.
- **Versatile Design:** Available in 5.0 mm (premolar) and 6.3 mm (molar) heights for effortless contact creation.
- **Advanced Technology:** Enhanced durability and ease of use for reliable contact.
- **Best Results:** For maximum effectiveness, use with Dentac Easy Retainer.
- The perfect tool for achieving precision and efficiency in dental isolation procedures.

Deep Margin

"Next-Gen Isolation with Precision Contact"

Designed to facilitate the management of subgingival margins by elevating them to a more accessible level. It enhances visibility, isolation, and control during restorative procedures, supporting accurate and predictable outcomes.



- **Deep Margin Elevation:** Elevates deep subgingival margins for improved accessibility.
- **Superior Adaptation:** Ensures precise adaptation in subgingival areas for optimal marginal integrity.
- **Compatibility:** Works seamlessly with Dentac Easy Retainers.





Product Code	Product Name
DC1067	Deep Margin Elevation Matrix
DC1051	Blue 5.0 Premolar
DC1064	Green 6.3 Molar
DC102MR-PRO	Easy Matrix Intro Kit Pro
DC104MR-STR	Easy Matrix Starter Kit

Easy Retainer Pro

"Precision and Efficiency in a Patent Design"



The Easy Matrix System features a durable aluminum body and robust internal mechanism, offering an ergonomic and reliable solution for matrix applications.

- **Easy to Use:** Simplifies complex procedures with user-friendly functionality.
- **Compatibility:** Designed to work seamlessly with automatic matrix systems.
- **Fast Solution:** Ensures ideal isolation quickly and effectively.
- **Patent Design:** Unique design for enhanced performance and ease of use.
- **Reliable Technology:** Trusted and efficient for consistent results.

Product Video
Watch Here

Easy Retainer Lite

"Precision and Efficiency in a Lightweight Patented Design"



- **The Easy Retainer Lite** features a lightweight plastic body and the same reliable internal mechanism as the Retainer Pro, offering an ergonomic, comfortable, and efficient solution for matrix applications.
- **Easy to Use:** Simplifies complex procedures with lightweight, ergonomic, and user-friendly functionality.
- **Compatibility:** Designed to work seamlessly with automatic matrix systems.
- **Fast Solution:** Ensures ideal isolation quickly and effectively.
- **Patent Design:** Unique design with a lightweight plastic body for enhanced comfort and ease of use.
- **Reliable Technology:** Proven mechanism delivers consistent performance and reliable results.

Product Code	Product Name
DC1068	Easy Retainer Lite
DC1066	Easy Retainer Pro

resto®

EasyWedge

Biocompatible Interproximal Wedge

Biocompatible | Ease of Use | Papilla Protection



- **Material:** Made from biocompatible, durable, and flexible plastic material.
- **Design:** Innovative design ensures easy adaptation to the interproximal areas of permanent teeth and directs the matrix band to the cervical region.
- **Papilla Protection:** Preserves the papilla during treatment, preventing damage to delicate tissues.
- Ease of Use: Unique round-headed geometry allows for easy handling, placement, and removal with any standard tweezer or forceps.
- **Performance:** Its durable and flexible structure ensures perfect fit and results in interproximal spaces.

Transparent Matrix Band

"Clarity and Precision in Every Restoration"

The Transparent Matrix Band is crafted from clear polyester material, designed for easy shaping of composite fillings.



- **Flexible Design:** Ensures ideal contact points with ease.
- **Enhanced Light Transmission:** Transparency facilitates optimal composite polymerization.
- **Versatile Dimensions:** 10 mm wide and 97 mm long, compatible with all standard matrix holders.

Strip Matrix Band

"Precision in Every Strip"

The Strip Matrix Band offers exceptional control and adaptability, allowing for the creation of ideal contact points during dental procedures.



- **Perfect Thickness:** 0.040 mm for seamless fit and precision.
- **Optimal Length:** 1-meter strip for versatile use.
- **Height Options:** Available in 5 mm ,6 mm and 7 mm for a variety of clinical needs.

Product Code	Product Name
DC1090	EasyWedge Flex Kit (XS, S, M, L) - 100pcs
DC1091	EasyWedge Flex - XS - Pink - 100pcs
DC1092	EasyWedge Flex - S - Orange - 100pcs
DC1093	EasyWedge Flex - M - Green - 100pcs
DC1094	EasyWedge Flex - L - Yellow - 100pcs
DC1010	Transparent Matrix Tape

Product Code	Product Name
DC1071	Strip Matrix 5mm
DC1072	Strip Matrix 6mm
DC1073	Strip Matrix 7mm

Impresil

C-Type Silicone Impression Material

"Precision in Every Detail"



Impresil is a high-performance C-type (condensation) silicone impression material designed to deliver precise, stable, and reliable results in dental impressions. Its compatibility with Putty and Light Body systems ensures accurate surface detail reproduction and consistent clinical outcomes.

- **High Detail Accuracy:** Captures fine surface details with its C-type silicone structure.
- **Putty & Light Body Combination:** Ensures balanced, controlled, and precise impression-taking.
- **Elastic Recovery:** Provides easy removal with minimal risk of deformation.
- **Optimal Consistency:** Homogeneous mixing and ideal viscosity for safe and comfortable application.
- **Universal Activator System:** Ensures consistent setting performance and reliable results.

Product Code	Product Name
DC5012	Impresil Activator C-Silicone
DC5011	Impresil Exacting Surface C-Silicone
DC5010	Impresil Putty 910ml C-Silicone
DC5013	Impresil Intro Kit

Impression Tray

Achieve accurate impressions with our versatile Impression Trays.

Material: Durable stainless steel.

- **Perforated Jaw:** 1 Lower, 1 Upper; 2 Lower, 2 Upper; 3 Lower, 3 Upper
- **Kennedy Anterior Jaw:** 2 Lower, 2 Upper; 3 Lower, 3 Upper; Anatomic 2 Lower (Crown Impression)
- **Unperforated Jaw:** 1 Lower, 1 Upper; 2 Lower, 2 Upper; 3 Lower, 3 Upper



Product Code	Product Name
DC1000	Impression Tray

resto®

DentaClear Quick

Prophylaxis Paste

“Rapid Cleaning, Controlled Polishing”

DentaClear Quick is a prophylaxis paste developed for professional cleaning and polishing procedures. Its formula contains 40 µm abrasive particles that help remove surface stains and polish the tooth surface. While its desensitizing formula supports patient comfort, its specially designed consistency adheres to the tooth surface, helping reduce splatter during application.



40 µm

40 µm Abrasive Particles

40 µm abrasive particles aid in the removal of surface stains through mechanical cleaning and polishing action.

Fast and Effective Cleaning

Its formula, combining cleaning and polishing effects, facilitates a practical polishing process.

Helps Reduce Sensitivity

Its sensitivity-reducing properties support patient comfort during professional cleaning procedures.

Tooth Surface Adhesion Technology

Its special consistency ensures the paste stays in the application area and spreads in a controlled manner across the tooth surface, while minimizing splatter to provide a cleaner workspace.

Smooth and Glossy Appearance

The polishing action helps smooth the tooth surface and reveal its natural shine.

Product Code	Product Name
DC6001M	DentaClear Quick Mint 340g
DC6001B	DentaClear Quick Bubble Gum 340g

Articulation Paper

“Pr ecision in Occlusal Assessment”

Articulation paper is a specially designed flexible paper material with high color transfer capacity, tailored for the precise evaluation of occlusal surfaces.

- **Perfect Fit:** Its unique flexible structure ensures excellent conformity to occlusal surfaces, enabling accurate measurements.
- **Precise Contact Point Detection:** The ideal composition facilitates the identification of contact points in occlusion, especially under heavy load, enhancing treatment planning effectiveness.
- **Water-Resistant Properties:** Various thicknesses of paper materials are rendered water-resistant using hydrophilic waxes and pharmaceutical oils, ensuring durability for long-term use.

Ref	Thickness	Color	Color Type	Form	Content
DC8001	200µ	Blue	Single Color	I Form	300
DC8002	200µ	Red	Single Color	I Form	300
DC8065	200µ	Blue	Single Color	U Form	50
DC8066	200µ	Red	Single Color	U Form	50
DC8011	100µ	Blue	Single Color	I Form	300
DC8012	100µ	Red	Single Color	I Form	300
DC8015	100µ	Blue	Single Color	U Form	50
DC8016	100µ	Red	Single Color	U Form	50
DC8080	80µ	Red-Blue	Two Colors	I Form	144
DC8090	80µ	Red-Blue	Two Colors	U Form	72
DC8020	40µ	Red-Blue	Two Colors	I Form	200
DC8021	40µ	Blue	Single Color	I Form	200
DC8022	40µ	Red	Single Color	I Form	200




device®

Sirius Intraoral Scanner

“Revolutionizing Digital Dentistry”

The Sirius intraoral scanner is designed to enhance the dental workflow with cutting-edge technology and user-friendly features.

Lightweight and Compact: Its small head design allows for easy maneuverability in the oral cavity, ensuring patient comfort during scans.

Smart Remote Control: The innovative remote control facilitates seamless operation, making it easier for dental professionals to capture accurate images.

Fast Scanning: Experience rapid scanning capabilities that significantly reduce chair time, improving efficiency in your practice.

Comprehensive Oral Health Reports: Generate detailed reports to aid in diagnosis and treatment planning, streamlining the patient experience.

The Sirius intraoral scanner is a perfect blend of precision, speed, and convenience, making it an essential tool for modern dental practices. Elevate your digital dentistry capabilities with Sirius!



Technical Specification	Description
Weight	220 g
Dimensions	260 mm x 60 mm x 40 mm
Scanning Speed	30 fps
Scanning Modes	3D, 2D
Connection	USB 3.0
Display	5” Touchscreen LCD
Power Supply	100-240 V AC, 50/60 Hz
Operating Temperature	10°C - 40°C
Storage Temperature	-20°C - 60°C
Software Requirements	Windows 10 or higher
Supported Languages	Turkish, English, German, French
Warranty Period	2 years

Product Code	Product Name
DCSR-3D	Sirius

device®

Turquoise Sensor

Sharper & More Stable

"High-Resolution Imaging"

The Turquoise Sensor offers exceptional clarity and stability with a theoretical resolution of 25 lp/mm. Featuring a leading 16-bit ADC chip, it provides over 60,000 shades of gray. With a high-resolution sensor of up to 2.2 million pixels, it enhances image quality, delivering superior detail and clarity in your digital radiography. The improved sharpness allows for easier detection of fine root apex bifurcations.





"User-Friendly Software Interface"

Intelligent and Robust Software
Designed to prevent any damage, the Turquoise Sensor is built with daily use in mind. Extensive bending tests have been conducted, ensuring reliability. The robust CNC surface, combined with ultrasonic welding technology, delivers an ultra-lightweight product experience. With IP68 protection, it is resistant to all types of disinfectant cleaning.



Rounded Corners

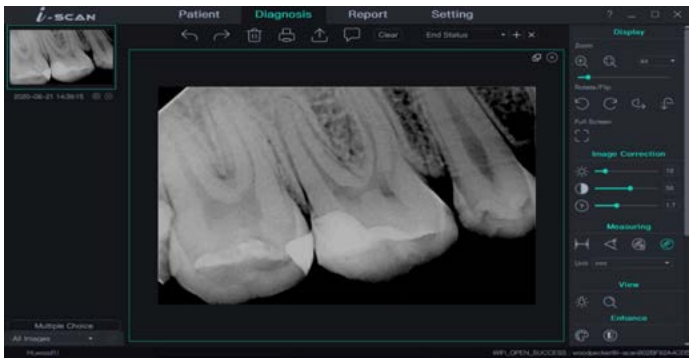

One Click Smart Installation

Free update

User Based Rendering Functions

Product Code	Product Name
DCTR-70	Turquoise Sensor

Turquoise 65

Portable X-ray Device

"Guiding Diagnosis with Confidence"

The Turquoise 65 is designed for ease of use with its compact size and lightweight construction, enabling operation with one hand.



Key Features:

- **Intuitive User Interface:** Designed for seamless navigation and operation.
- **Smart Angle Adjustment System:** Ensures precise positioning for optimal imaging.
- **Built-in Lead Shielded Dual Screens:** Protects the practitioner from radiation exposure.
- **High-Resolution Imaging:** Achieves sharp images with a 0.4 focal spot.
- **Locking System:** Prevents unwanted radiation exposure.
- **Clinical-Grade Imaging:** Provides high-quality images suitable for professional use.



User Friendly



Angle Adjustment



High Resolution

Reliable and Portable! Choose the best for your health care needs.

Feature	Description
Model	Turquoise 65
Type	Portable X-ray Device
User Interface	Intuitive and easy to navigate
Angle Adjustment System	Smart angle adjustment for precise positioning
Radiation Protection	Built-in lead shielded dual screens
Image Resolution	High-resolution images with a 0.4 focal spot
Locking System	Prevents unwanted radiation exposure
Image Quality	Clinical-grade imaging suitable for professional use
Weight	Lightweight for one-handed operation
Portability	Compact design for easy transport

Product Code	Product Name
DCTR-65	Turquoise 65



www.dentac.com

Automatic Crown Remover

• **Easy Removal:** Specifically engineered for the straightforward detachment of crown and bridge restorations.

• **Ergonomic Design:** The device allows for adjustable impact force across seven levels, from minimum to maximum, enabling dentists to easily detach crowns or bridges with their desired power level.

• **Trigger System:** The trigger mechanism enables repeated force application without losing contact, ensuring precise and effective removal.

Enhance your dental practice with the Automatic Crown-Bridge Remover for efficient and reliable restoration management.



Product Code	Product Name
DC5900	Automatic Crown Remower

Surgical Implant Set

A sterilized, single-use set designed for efficient and safe surgical treatment.

Content

- 1 x 75x75 cm dental table drape
- 1 x 75x85 cm patient apron
- 2 x handpiece covers
- 2 x 10x15 cm reflector handle covers
- 1 x medical disposable bag
- 5 x 5x5 cm sponges
- 4 x clips
- 1 x hand-drying towel



Ensure a sterile environment and streamline your surgical procedures with our Surgical Implant Set.

Product Code	Product Name
DC2090	Surgical Implant Set

protective®

www.dentac.com

GoggleFace®

Full Face Shield

- **Full Face Protection:** Provides comprehensive coverage for safety
- **Ultra Lightweight:** Weighs only 16 grams for comfort during extended wear
- **Compatible with Glasses:** Designed for seamless use with eyewear
- **Fog and Scratch Resistant:** Durable materials ensure clear visibility

Product Code	Product Name
DC2030	Goggleface Shield

Colors



We Are
Greater Together!




33

“ At Dentac, we believe that success stems from unity and collaboration. Each member of our team brings unique expertise and passion, creating a synergy that drives innovation and excellence. Together, we are stronger, inspired to shape the future of dentistry and deliver solutions that truly make a difference. ”

Let’s create the future, together!

dentac®
feel the innovation



dentac®
feel the innovation

Head Office

Oğuzhan Cd. No:45 Fındıkzade /İstanbul /Türkiye

+90 212 621 51 40

www.dentac.com

info@dentac.com

/dentacglobal

/dentacglobal

/dentacglobal